



# VCUT PANELS

ACOUSTICAL FOAM PANELS



## ABSORB SOUND AND IMPROVE ROOM ACOUSTICS

**VCut Panels** by NetWell are acoustical foam panels designed to absorb unwelcome echoes and reduce excessive reverberation within a room. These panels offer an ideal noise control solution in recording studios, music rooms, vocal booths, and more.



[controlnoise.com/vcuts](https://controlnoise.com/vcuts)

### FEATURES:

- Lightweight and easy-to-install material
- Install perpendicular to one another for a decorative parquet look
- Heat resistant to 482°F and able to withstand constant temperatures up to 320°F

### APPLICATIONS:

- Music rooms
- Orchestra pits
- Drum booths
- Server rooms

## DESCRIPTION

VCut Panels are made of an open-cell, lightweight melamine foam. Their uniform wedge design helps to reduce reflected noise by absorbing and dissipating airborne sound energy.

## SIZES

Standard size is 24" x 24" squares

## THICKNESS


Available in 2", 3" or 4" thickness

## DENSITY

0.7 lb-pcf

## AVAILABLE COLORS

- White
- Light Gray
- Dark Gray



## ACOUSTICAL PERFORMANCE

Sound Absorption Data: Octave Band Frequencies (Hz)

Frequency (Hz)	125	250	500	1K	2K	4K	NRC
2" Thick	.15	.17	.49	.73	.66	.68	.50
3" Thick	.44	.48	1.19	1.12	1.16	1.16	1.00
4" Thick	.39	.60	1.21	1.08	1.18	1.13	1.05

## HARDWARE AND INSTALLATION

To install acoustical foam panels, use a heavy-duty water-based construction adhesive such as Titebond GREENchoice or similar. Plan for an application rate of approximately (1) 10oz tube per 32 square feet.

Prior to application, the mounting surface should be smooth, clean, dry, solid, and free from dust, oil and residues. Uneven surfaces should be leveled.

Panels can be easily cut if necessary with a sharp utility knife. Adhesive should be spread evenly over the entire back surface of the panel. Panels are positioned into place,

then pressed to the surface and adjusted. Be sure to provide adequate ventilation to ensure quick bonding.

It is recommended to test adhesion in a small area before proceeding with full installation.

