



Guilford of Maine

A duvalltex brand



PROTECTING

**AND SECURING
YOUR
ENVIRONMENTS!**

Cleaning & Disinfection Handbook

IN TODAY'S NEW REALITY, **we are more conscious about making environments around us safer.**

Fabrics are one of the surface materials that we are most in contact with on a daily basis. And similar to other surface materials, textiles can be easily cleaned or disinfected.

To reduce the risks of spreading infection, and to ensure that our environments are safe, we need to follow the right steps for cleaning and disinfection.

This handbook will help you select the proper method and learn how to clean or disinfect your Guilford of Maine textiles.



There are
2 LEVELS
OF CARE
that can be applied
to selected textiles



CLEANING

Regular cleaning with either a vacuum or soap is recommended as a general maintenance guideline. This process helps to remove soil from surface, but it does not remove germs, nor does it kill them.



DISINFECTION

Disinfecting using a variety of disinfectants will kill bacteria, germs, viruses, and other microorganisms, and reduce the risk of spreading infection.

EXPERT ADVICE

Always consult the specification under the Cleaning Code to see which disinfectants can or cannot be used.

BEFORE YOU START, know how to proceed!



Before cleaning or disinfecting any textiles, be sure to follow each one of these steps:

1 Identify the style which you want to clean or disinfect.

2 Consult either www.guilfordofmaine.com or the style's card and refer to the Cleaning Code section of the style's specifications to see cleaning instructions.

3 Always test on a small non-apparent section to make sure the products used to clean or disinfect do not impair the color or texture of the surface.

4 Clean or disinfect by following the specific instructions.

5 Once you have cleaned or disinfected the textile, always wipe the surface with a damp cloth to make sure no cleaner or disinfectant residue is left behind.

EVERYDAY cleaning instructions

Guilford of Maine textiles that carry the **Standard Care Label W-S** can be cleaned with a wide variety of cleaners:


- > Soap and water
- > Water-based cleaning agents
- > Solvent-based cleaning solutions
- > Other cleaning systems for upholstery

For regular routine cleaning or to eliminate dirt and dust:

- > Vacuum the textile to remove accumulated dirt and dust. The frequency of this and any other routine maintenance is determined by end use conditions.



Jane (9085)



For spills or stains:

- > Blot fresh spills immediately with a clean cloth.
- > Apply water or cleaner to the surface and wipe it with a cloth or a brush until the surface is clean.
- > Ensure that the fabric is adequately rinsed after cleaning, as residual cleaning agents may accelerate soiling.
- > Have the textile professionally cleaned whenever large stains or an overall soiled condition occurs.

EXPERT ADVICE

Routine care of textiles reduces accumulation of soil and stains on the textile surface, and is necessary to preserve the appearance of the textile over its lifetime.

When required, DISINFECT

Guilford of Maine textiles that are identified as **W-S** can be disinfected with the following:

- > Hydrogen peroxide-based cleaners
- > Alcohol-based cleaners
- > Quaternary ammonium (quat)-based cleaners

Guilford of Maine textiles identified as **W-S and Bleach Cleanable** can be disinfected with the following:

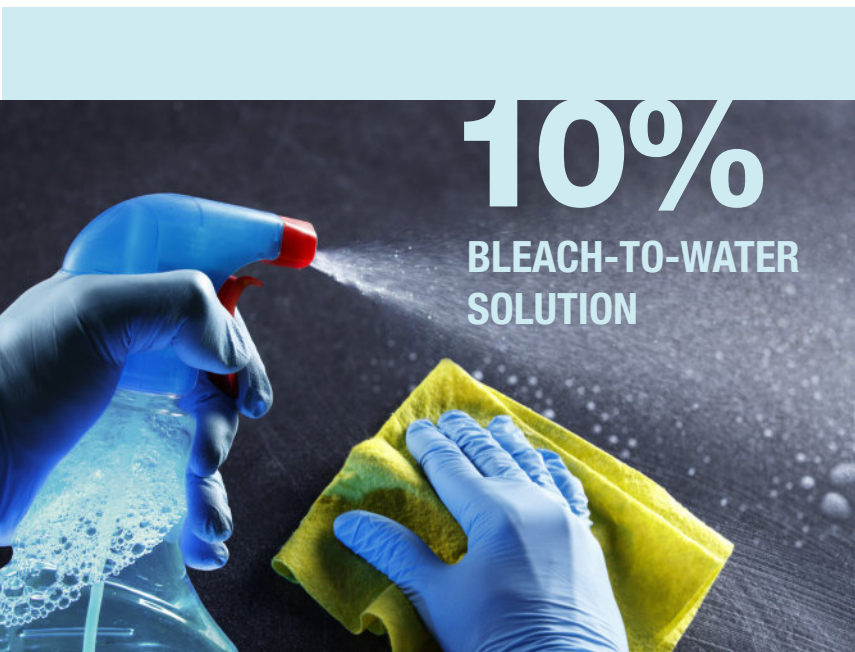
- > Bleach-based cleaners (10% bleach to water solution)
- > Hydrogen peroxide-based cleaners
- > Alcohol-based cleaners
- > Quaternary ammonium (quat)-based cleaners

EXPERT ADVICE

Before disinfecting any textile, consult the textile's specification sheet under the Cleaning Code section and verify what type of disinfection is permitted.

Synopsis (2136)
Intermix (3035)
Jane (9085)
Studio 54 (2966)





Follow these specific steps when disinfecting, no matter what type of disinfectant is used:

- > Always read the disinfectant manufacturer's label first (concentration, application, contact time, precautions).
- > Protect your hands and eyes to avoid irritation.
- > If dilution is required, always follow instructions. For example, to disinfect with bleach, a 10% bleach-to-water solution should always be followed.
- > Apply cleaner or disinfectant as per the manufacturer's recommendation. Never saturate the textile.
- > Brush or wipe the textile's surface with a cloth. Cover all the visible areas.
- > Make sure the fabric is rinsed adequately after cleaning, since residual cleaning agents may accelerate soiling or cause skin irritation.

TOP 5 Frequently Asked Questions

NOTE

All of Guilford of Maine's textiles have been designed to allow cleaning on a regular basis. Proper care and maintenance of textiles will allow textiles to look fresh throughout their lifetime. The information contained in this handbook may not be suitable for all conditions. Always test on a small, non-apparent area first, since results may vary based on the furniture or other underlying materials on which the textile is applied. Improper care or maintenance may result in the voiding of the product warranty.

How often should textiles be cleaned?

Regular maintenance intervals will depend on the environment in which the textile is present. Immediate attention should be given when there is visible dirt or dust on the surface.

How often should textiles be disinfected?

Depending on the type of disinfectant used, a shorter lifespan may result if the frequency between disinfections is short (such as multiple times per day). Disinfection intervals will depend on the environment and users. Follow your local health authorities' recommendations.

What are the side-effects of textile disinfection?

Disinfection is safe for identified textiles at regular frequencies and with proper application. However if frequencies are high or the disinfection process is not properly followed, discoloration, weakening, and/or premature wear may occur.

By using disinfectants, can we be 100% sure that no bacteria, germs, or viruses are present?

No – given that bacteria, germs, or viruses are not visible, there is no guarantee that by using disinfectants, 100% of bacteria, germs, or viruses will be killed. The process will, however, greatly reduce the risk of their spreading and causing infection.

What is the perfect amount of disinfectant to use?

First consult the textile's specification sheet for cleaning instructions. Also, always refer to the disinfectant manufacturer's label and instructions, since these may vary from one product to another. Use as little disinfectant as possible, to limit the risk of damaging the textile and any other underlying or surrounding materials.



Guilford of Maine

A duvaltex brand

We are constantly working to design fabrics that offer you healthy and safe environments.
Guilford of Maine, textiles you can trust.

Duvaltex (US) Inc.

Toll-free number:
1-800-544-0200


9 Oak Street PO BOX 179
Guilford, Maine
04443-0179
United States

Duvaltex (Canada) Inc.

Toll-free number:
1-800-544-0200

2805, 90e Rue
Saint-Georges, Québec
G6A 1K1
Canada

www.guilfordofmaine.com



Synopsis (2136)